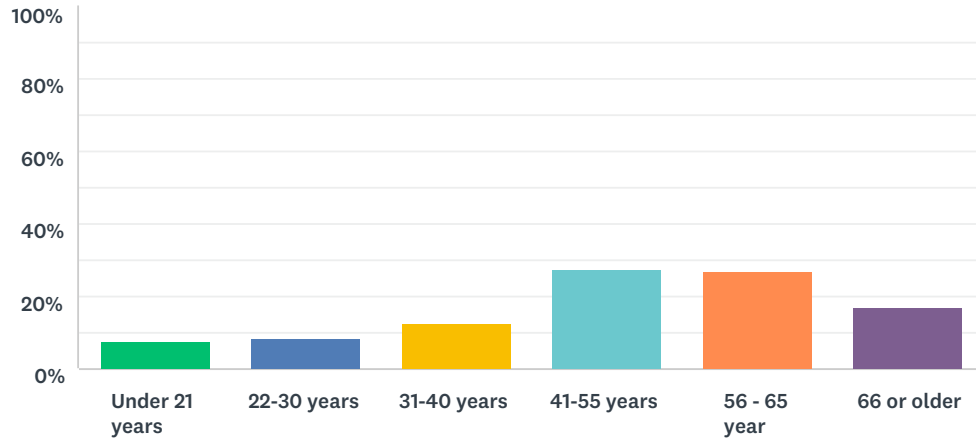


Q1 What is your age?

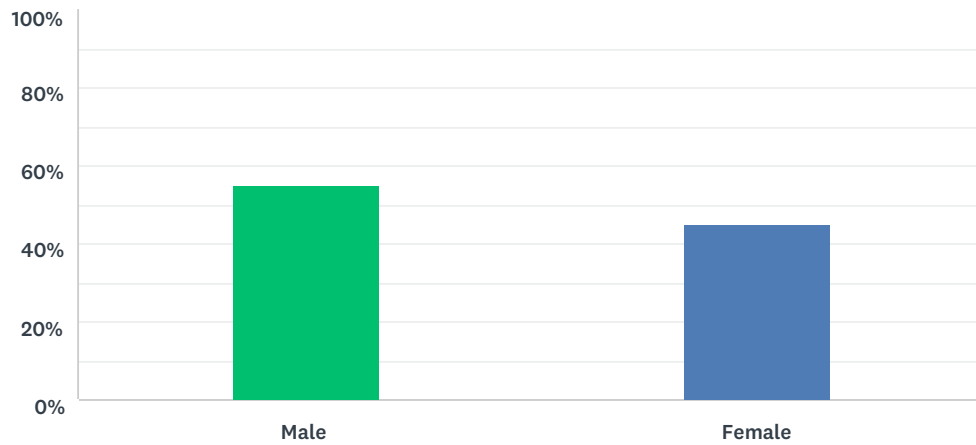
Answered: 175 Skipped: 1



ANSWER CHOICES	RESPONSES	
Under 21 years	7.43%	13
22-30 years	8.57%	15
31-40 years	12.57%	22
41-55 years	27.43%	48
56 - 65 year	26.86%	47
66 or older	17.14%	30
TOTAL		175

Q2 What is your gender?

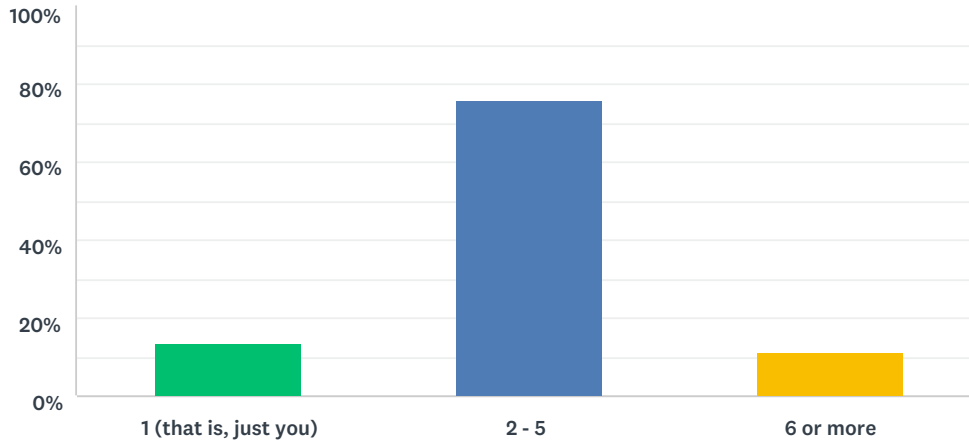
Answered: 175 Skipped: 1



ANSWER CHOICES	RESPONSES	
Male	54.86%	96
Female	45.14%	79

Q3 How many St. Anne's parishioners are in your household?

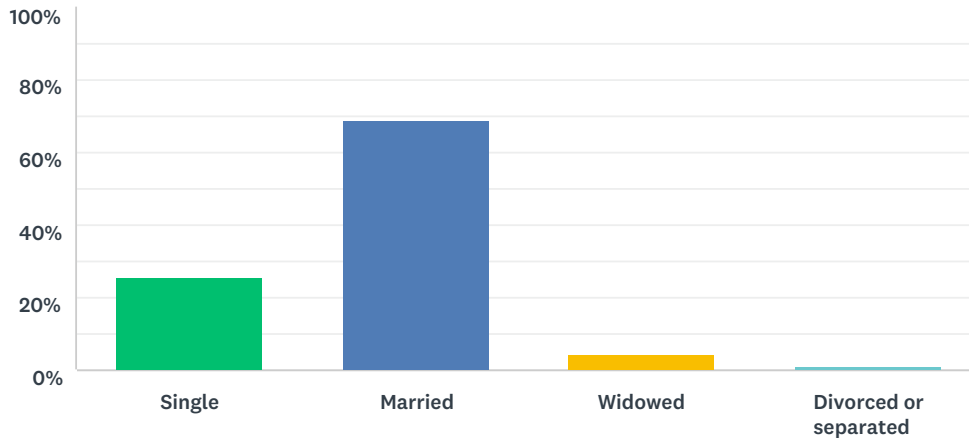
Answered: 173 Skipped: 3



ANSWER CHOICES	RESPONSES	
1 (that is, just you)	13.29%	23
2 - 5	75.72%	131
6 or more	10.98%	19
TOTAL		173

Q4 What is your marital status?

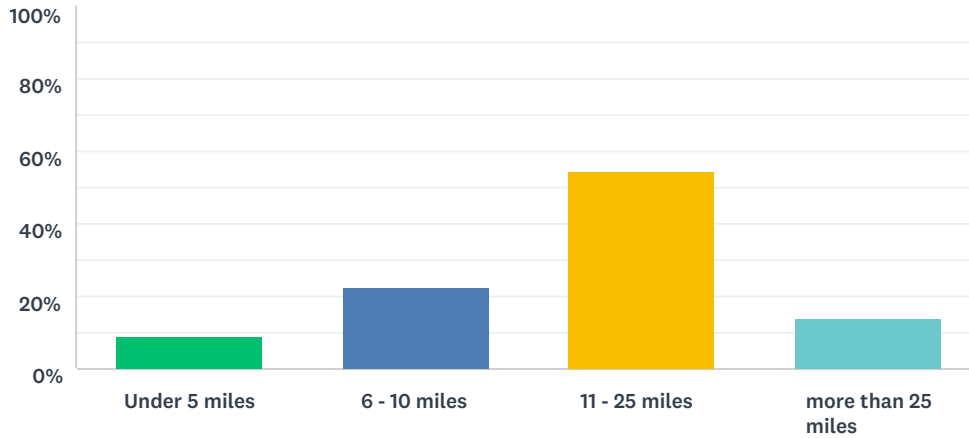
Answered: 174 Skipped: 2



ANSWER CHOICES	RESPONSES	
Single	25.29%	44
Married	68.97%	120
Widowed	4.60%	8
Divorced or separated	1.15%	2

Q5 How far do you live from St. Anne's (that is, commuting distance)?

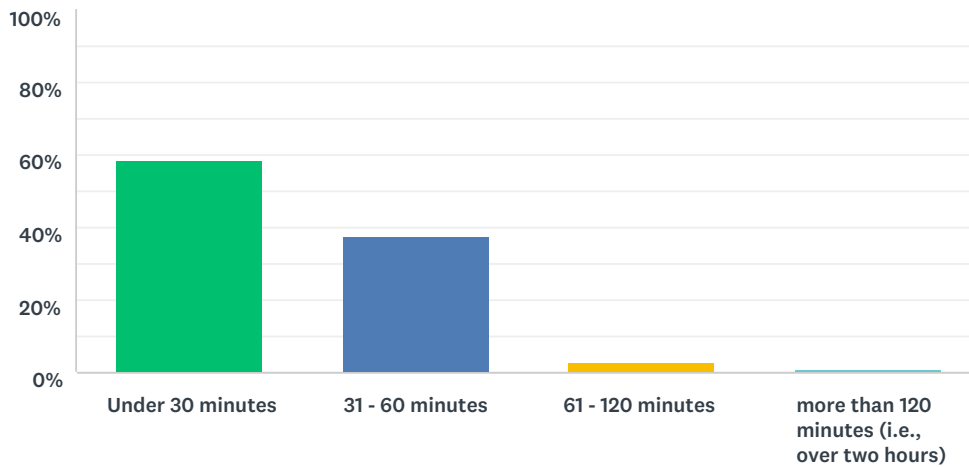
Answered: 174 Skipped: 2



ANSWER CHOICES	RESPONSES	
Under 5 miles	9.20%	16
6 - 10 miles	22.41%	39
11 - 25 miles	54.60%	95
more than 25 miles	13.79%	24
TOTAL		174

Q6 How long does it take you to drive (or commute) to St. Anne's?

Answered: 175 Skipped: 1

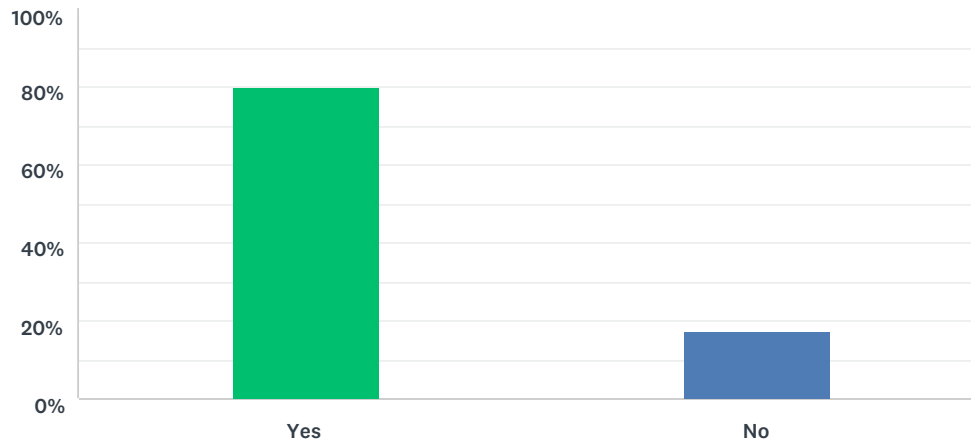


ANSWER CHOICES	RESPONSES	
Under 30 minutes	58.29%	102
31 - 60 minutes	37.71%	66
61 - 120 minutes	2.86%	5

more than 120 minutes (i.e., over two hours)	1.14%	2
TOTAL		175

Q7 Is St. Anne's your spiritual "home" (that is, the faith community where you worship most often and/or feel most comfortable when you do go to church)?

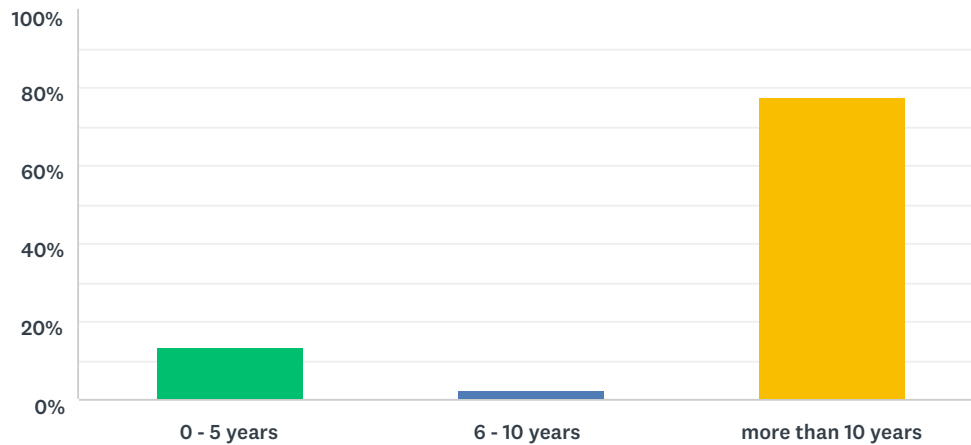
Answered: 172 Skipped: 4



ANSWER CHOICES	RESPONSES	
Yes	80.23%	138
No	17.44%	30
TOTAL		172

Q8 How long have you been a member of St. Anne's?

Answered: 176 Skipped: 0

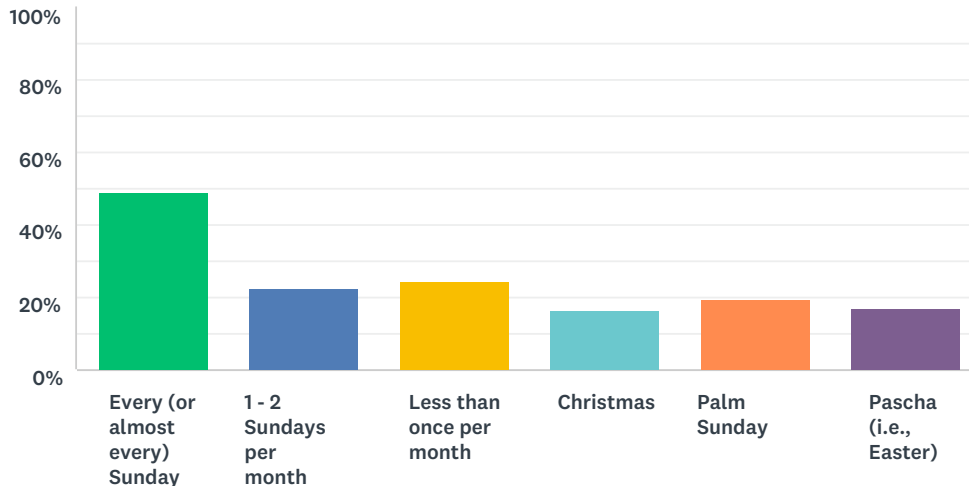


ANSWER CHOICES	RESPONSES	
0 - 5 years	13.64%	24
6 - 10 years	2.27%	4

more than 10 years	77.84%	137
TOTAL		176

Q9 On average, how often do you attend Divine Liturgy at St. Anne's (check all that apply)?

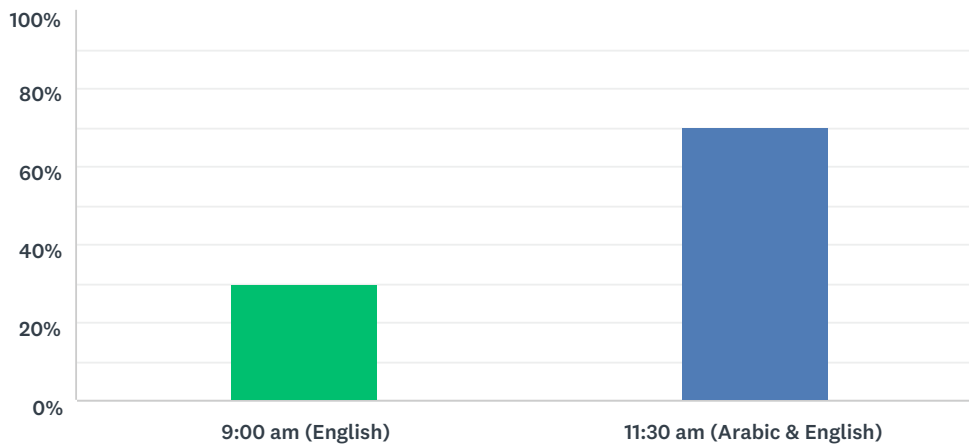
Answered: 174 Skipped: 2



ANSWER CHOICES	RESPONSES	Count
Every (or almost every) Sunday	48.85%	85
1 - 2 Sundays per month	22.41%	39
Less than once per month	24.71%	43
Christmas	16.67%	29
Palm Sunday	19.54%	34
Pascha (i.e., Easter)	17.24%	30
Total Respondents: 174		

Q10 Which Sunday Divine Liturgy do you attend most often?

Answered: 172 Skipped: 4

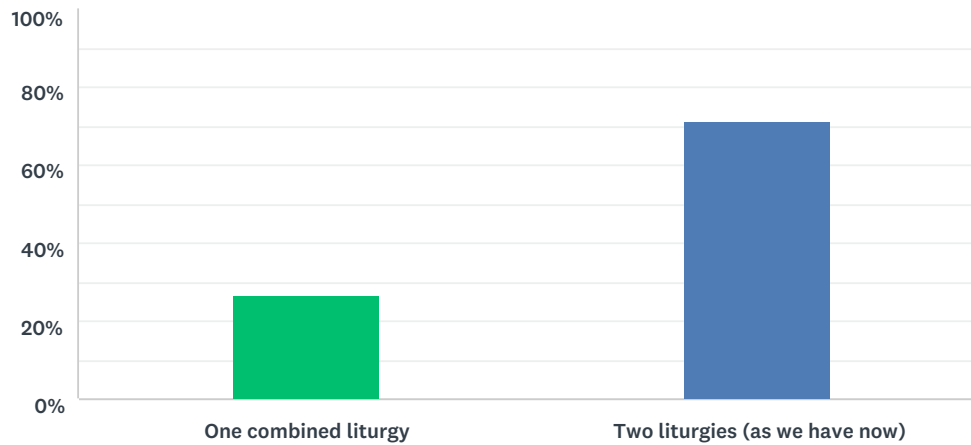


St. Anne's Strategic Planning Survey

ANSWER CHOICES	RESPONSES	
9:00 am (English)	29.65%	51
11:30 am (Arabic & English)	70.35%	121
TOTAL		172

Q11 Regarding Sunday Liturgy, would you like to have:

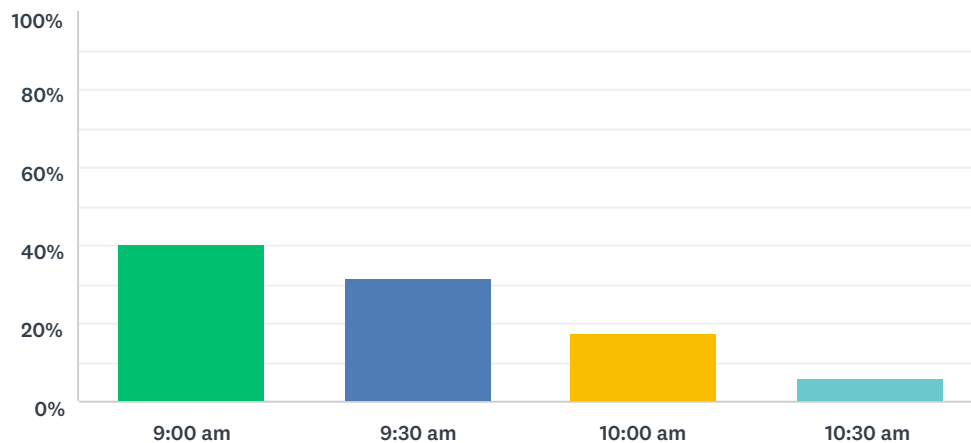
Answered: 169 Skipped: 7



ANSWER CHOICES	RESPONSES	
One combined liturgy	26.63%	45
Two liturgies (as we have now)	71.01%	120
Total Respondents: 169		

Q12 What is the best time to start the FIRST (English) Sunday Divine Liturgy?

Answered: 164 Skipped: 12



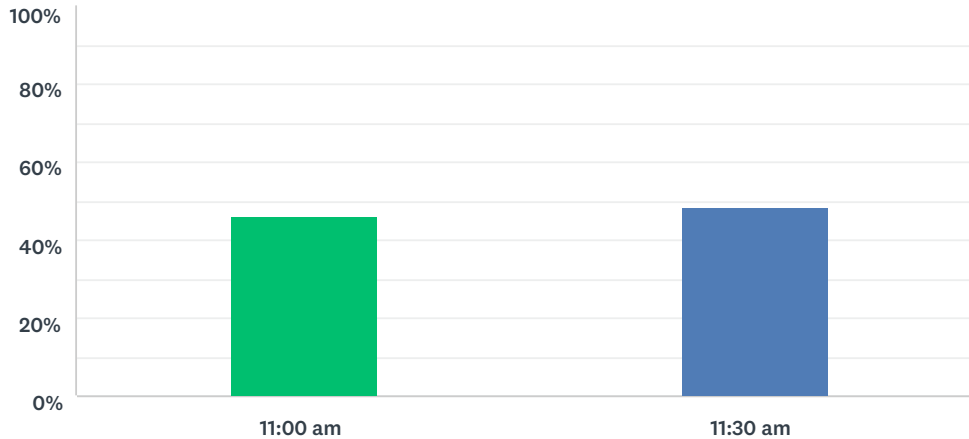
ANSWER CHOICES	RESPONSES	
9:00 am	40.24%	66

St. Anne's Strategic Planning Survey

9:30 am	31.71%	52
10:00 am	17.68%	29
10:30 am	6.10%	10
TOTAL		164

Q13 What time is the best time to start the SECOND (Arabic & English) Sunday Divine Liturgy?

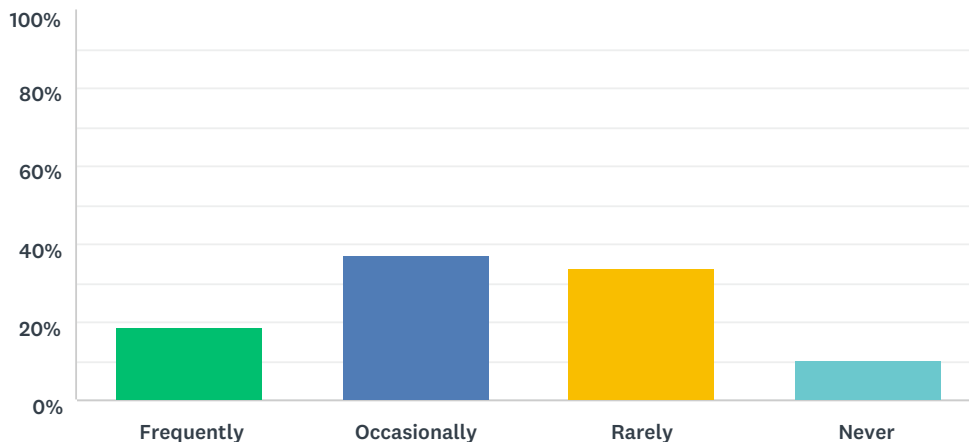
Answered: 170 Skipped: 6



ANSWER CHOICES	RESPONSES
11:00 am	45.88% 78
11:30 am	48.24% 82
TOTAL	170

Q14 How often do you attend special worship services at St. Anne's (for example, Wednesday Vespers & Liturgy, Great Feast Liturgies, Lenten Services, Paracletis)?

Answered: 173 Skipped: 3

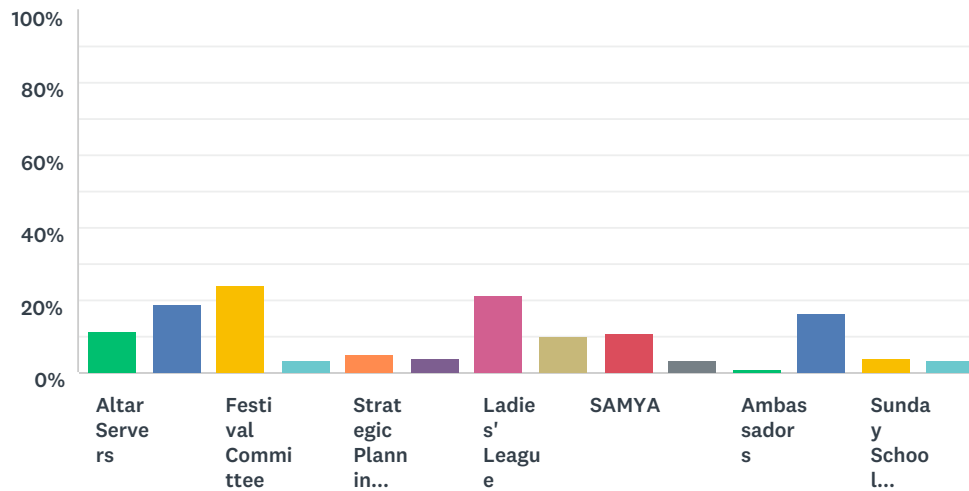


St. Anne's Strategic Planning Survey

ANSWER CHOICES	RESPONSES	
Frequently	18.50%	32
Occasionally	36.99%	64
Rarely	34.10%	59
Never	10.40%	18
TOTAL		173

Q15 What programs do YOU, personally, participate in at St. Anne's?

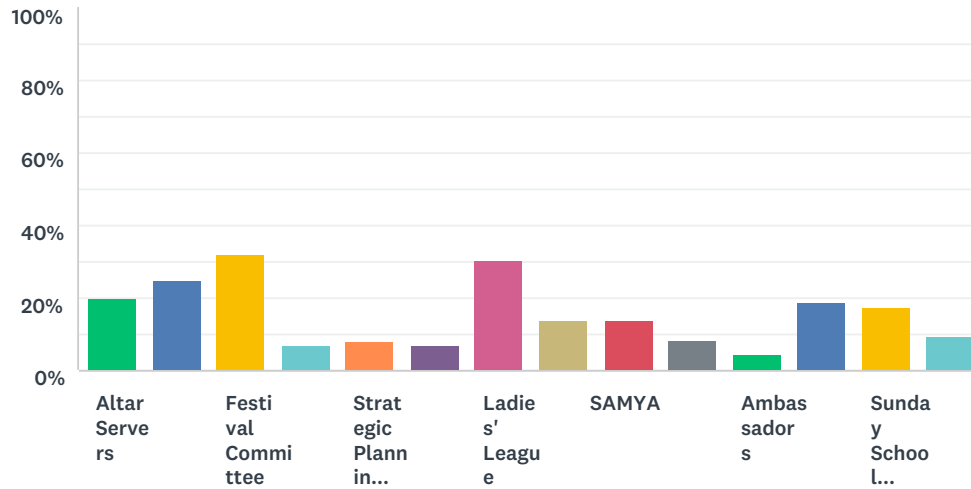
Answered: 120 Skipped: 56



ANSWER CHOICES	RESPONSES	
Altar Servers	11.67%	14
Choir	19.17%	23
Festival Committee	24.17%	29
Financial Committee	3.33%	4
Strategic Planning Committee	5.00%	6
Holyday & holiday decorating	4.17%	5
Ladies' League	21.67%	26
Parish Council	10.00%	12
SAMYA	10.83%	13
SAYA	3.33%	4
Ambassadors	0.83%	1
Social Club	16.67%	20
Sunday School (teacher or staff)	4.17%	5
Usher	3.33%	4
Total Respondents: 120		

Q16 What programs do YOUR FAMILY MEMBERS participate in at St. Anne's:

Answered: 115 Skipped: 61

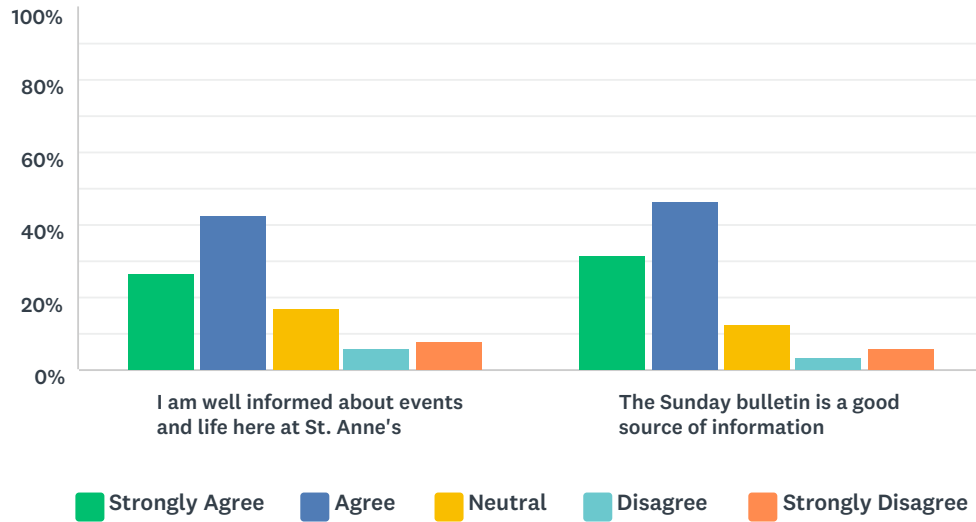


ANSWER CHOICES	RESPONSES
Altar Servers	20.00% 23
Choir	25.22% 29
Festival Committee	32.17% 37
Financial Committee	6.96% 8
Strategic Planning Committee	7.83% 9
Holyday & holiday decorating	6.96% 8
Ladies' League	30.43% 35
Parish Council	13.91% 16
SAMYA	13.91% 16
SAYA	8.70% 10
Ambassadors	4.35% 5
Social Club	19.13% 22
Sunday School (teacher, staff, or student)	17.39% 20
Usher	9.57% 11
Total Respondents: 115	

Q17 Please tell us about how we communicate as a parish to you:

Answered: 173 Skipped: 3

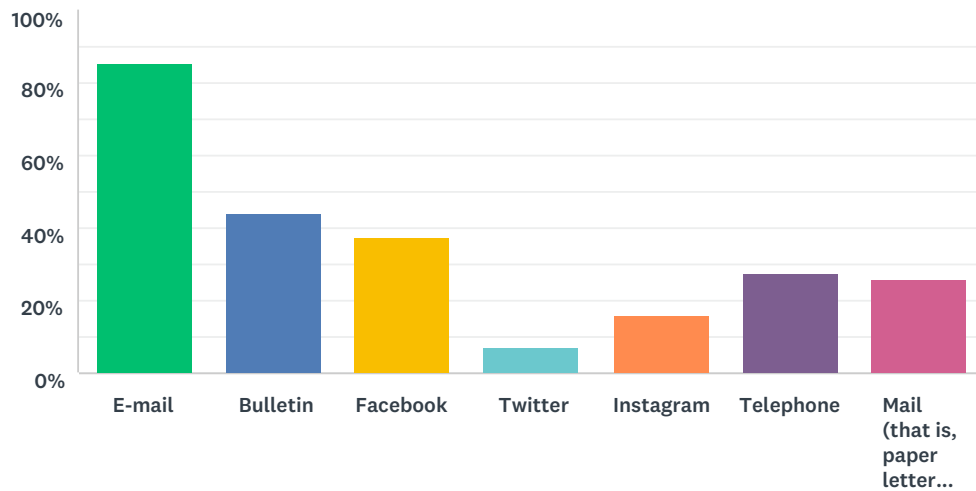
St. Anne's Strategic Planning Survey



	STRONGLY AGREE	AGREE	NEUTRAL	DISAGREE	STRONGLY DISAGREE	TOTAL	WEIGHTED AVERAGE
I am well informed about events and life here at St. Anne's	26.74% 46	42.44% 73	16.86% 29	5.81% 10	8.14% 14	172	3.74
The Sunday bulletin is a good source of information	31.36% 53	46.75% 79	12.43% 21	3.55% 6	5.92% 10	169	3.94

Q18 The best way(s) to contact me about St. Anne's news and information is/are (check all that apply):

Answered: 173 Skipped: 3



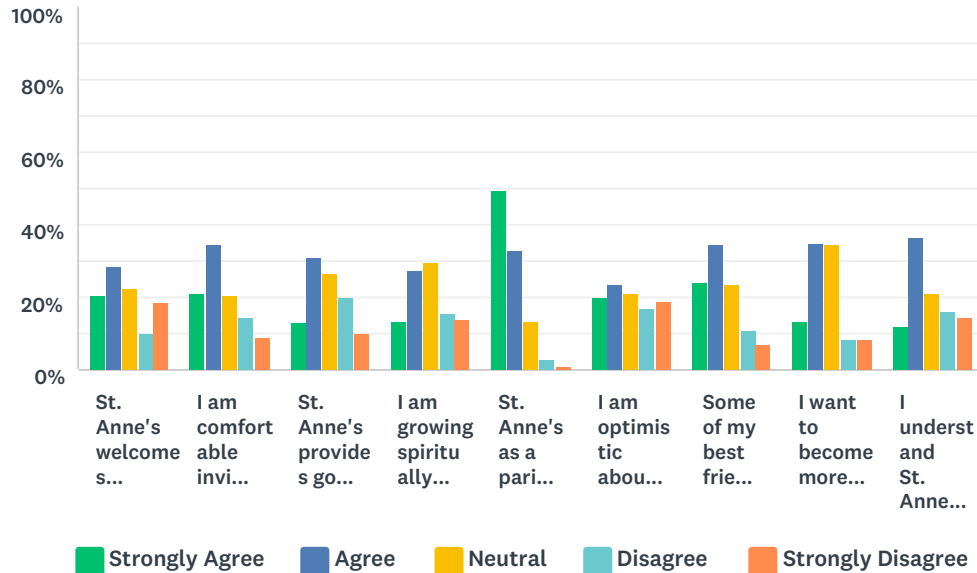
ANSWER CHOICES	RESPONSES
E-mail	85.55% 148
Bulletin	43.93% 76
Facebook	37.57% 65
Twitter	6.94% 12
Instagram	16.18% 28

St. Anne's Strategic Planning Survey

Telephone	27.75%	48
Mail (that is, paper letters delivered by the U.S. Postal Service)	26.01%	45
Total Respondents: 173		

Q19 Please rate each of the following statements:

Answered: 173 Skipped: 3



	STRONGLY AGREE	AGREE	NEUTRAL	DISAGREE	STRONGLY DISAGREE	TOTAL	WEIGHTED AVERAGE
St. Anne's welcomes visitors & outsiders	20.35% 35	28.49% 49	22.67% 39	9.88% 17	18.60% 32	172	3.22
I am comfortable inviting others to St. Anne's	21.18% 36	34.71% 59	20.59% 35	14.71% 25	8.82% 15	170	3.45
St. Anne's provides good opportunities for fellowship	12.87% 22	30.99% 53	26.32% 45	19.88% 34	9.94% 17	171	3.17
I am growing spiritually and personally at St. Anne's	13.53% 23	27.65% 47	29.41% 50	15.29% 26	14.12% 24	170	3.11
St. Anne's as a parish is very important to me	49.42% 85	33.14% 57	13.37% 23	2.91% 5	1.16% 2	172	4.27
I am optimistic about St. Anne's future as a parish	19.77% 34	23.26% 40	20.93% 36	16.86% 29	19.19% 33	172	3.08
Some of my best friends are parishioners at St. Anne's	23.98% 41	34.50% 59	23.39% 40	11.11% 19	7.02% 12	171	3.57
I want to become more involved at St. Anne's	13.69% 23	35.12% 59	34.52% 58	8.33% 14	8.33% 14	168	3.38
I understand St. Anne's vision & mission as a faith community	11.76% 20	36.47% 62	21.18% 36	15.88% 27	14.71% 25	170	3.15

Q20 What is/are the most important reason(s) why you are a St. Anne's parishioner?

St. Anne's Strategic Planning Survey

Answered: 141 Skipped: 35

Q21 How can we (that is, for example, the clergy, other parishioners, parish organizations) serve you better at St. Anne's?

Answered: 134 Skipped: 42

Q22 How can we (that is, you, the clergy, all the parishioners, parish organizations) improve parish life here at St. Anne's?

Answered: 123 Skipped: 53

Q23 What do we do well here at St. Anne's?

Answered: 125 Skipped: 51

Q24 How can we (that is, you, the clergy, all the parishioners, parish organizations) attract our non-active or former parishioners back home to St. Anne's?

Answered: 131 Skipped: 45

Q25 If you no longer attend St. Anne's please tell us why:

Answered: 81 Skipped: 95

Q26 ADDITIONAL THOUGHTS or COMMENTS. While this survey is anonymous, if you would like us to contact you for any reason please enter your name and contact information below. Likewise, if there is someone you believe we should contact (e.g., a former parishioner) please enter their name and contact information, below, as well as the reason you believe we should contact them.

Answered: 61 Skipped: 115